


Project Rail Shower

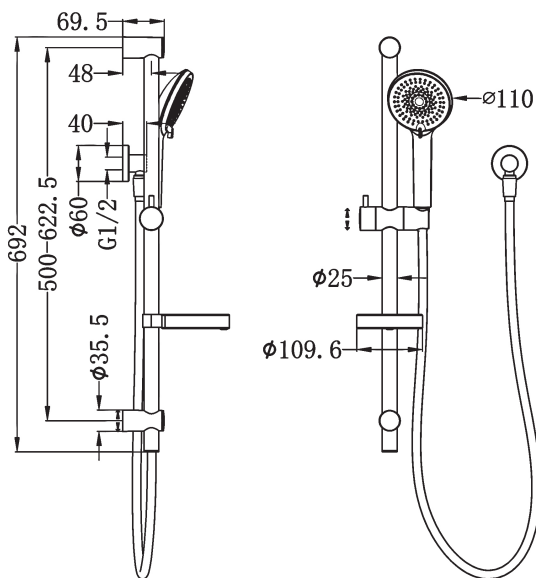


SPECIFICATION

PRODUCT CODE	YSW315
WELS RATING	4Star 7.5L/Min
WATERMARK LICENSE	WM-060093
TEMPERATURE RATING	Min 1°C -Max 75°C
PRESSURE RATING	Min 150KPa-Max 500Kpa

AVAILABLE FINISH

	MATTE BLACK
	NR315MB



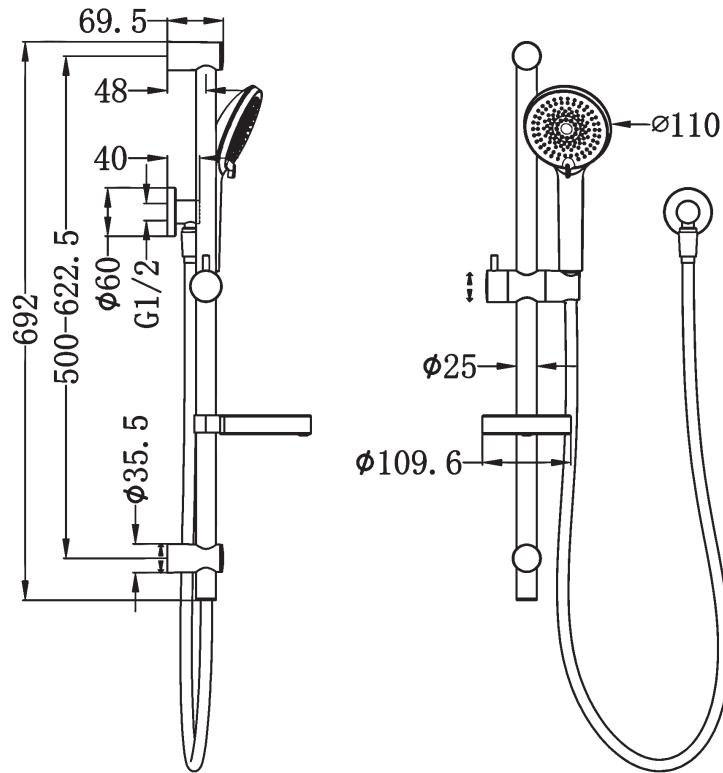
MAINTENANCE AND CARE

All surfaces should be cleaned with mild liquid detergent or soap and water. Do not use cream cleaners or citrus based cleaning products, as they are abrasive. Use of unsuitable cleaning agents may damage the surface. Any damage caused in this way will not be covered by warranty.

PACKING INCLUDES

- 1x hand shower (built-in check valve)
- 1x shower rail
- 2x shower bracket
- 1x shower elbow
- 1x 1.5m PVC hose
- 1x installation kit





SHOWER RAIL NR315MB

NOTE

1. Seal all wall penetrations with a neutral cure silicone.

2. The inlet of the shower hose is connect to a wall elbow installed by the plumber at a suitable height.

3. This is only an installation guide. Nero Tapware recommends having the product onsite before commencing rough in.

4. This product may not be suitable for use with gravity-fed water heaters, low pressure supply networks, instantaneous water heaters, tempering valves and thermostatic mixing valves.

Dimensions are approximate. Information provided in this brochure is representative of the actual products available at the time of printing. Due to our policy of continuous product development the designs and specifications depicted are subject to change without notice. Please confirm all particulars with your sales consultant prior to purchase. Each product is covered by a limited warranty. Full terms and conditions are available from your sales consultant.