

York Basin/Bath Spout Only

SPECIFICATION

| | |
|--------------------|-----------------------|
| PRODUCT CODE | YSW6921-03 |
| WELS RATING | N/A |
| WATERMARK LICENSE | WM-060073 |
| TEMPERATURE RATING | MIN 1°C-MAX 75°C |
| PRESSURE RATING | MIN 150KPa-MAX 500KPa |

FINISH



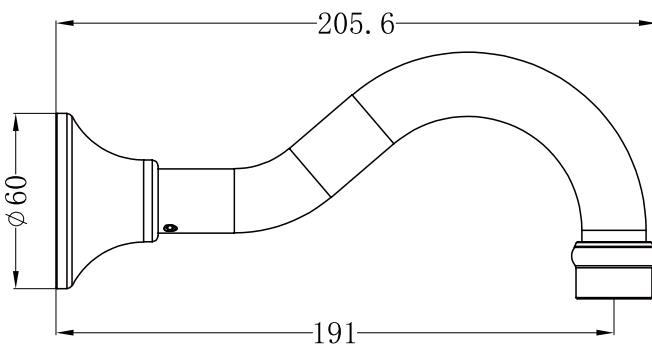
CHROME
NR692103CH



MATTE BLACK
NR692103MB



AGED BRASS
NR692103AB



Dimensions are nominal measurements only.

MAINTENANCE AND CARE

All surfaces should be cleaned with mild liquid detergent or soap and water.

Do not use cream cleaners or citrus based cleaning products, as they are abrasive.

Use of unsuitable cleaning agents may damage the surface. Any damage caused in this way will not be covered by warranty.

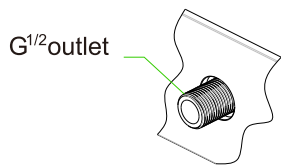
PACKING INCLUDES

- 1x spout
- 1x installation kit



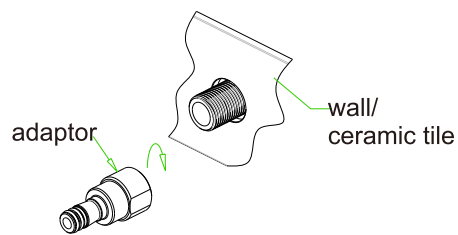
Installation Instruction

1

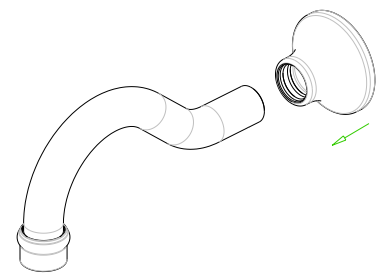


1. Apply thread sealant or teflon tape on outlet thread.

2

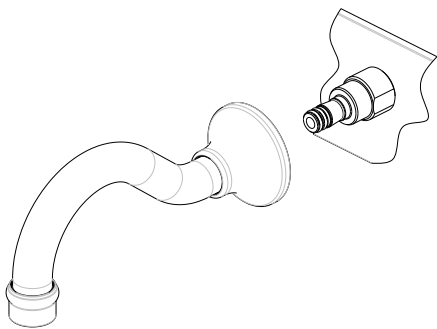


2. Screw adaptor on to outlet. Make sure the face of inlet is flush with wall/ceramic tile face.

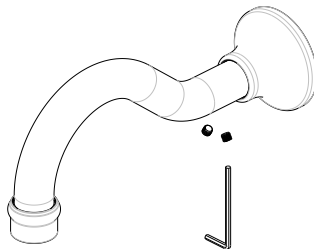


3. Pull back plate on together with spout.

4. Pull spout onto adaptor.



5. Tighten grub screw into spout by wrench and cover by silicone cap.



6. Finish.

