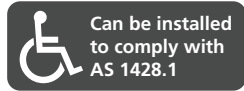


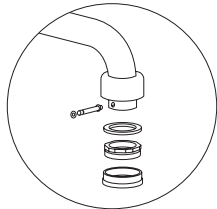
Holdfast

HF871-RH

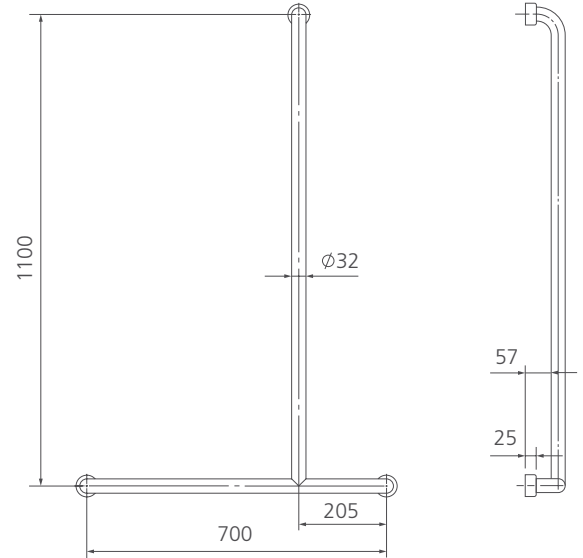
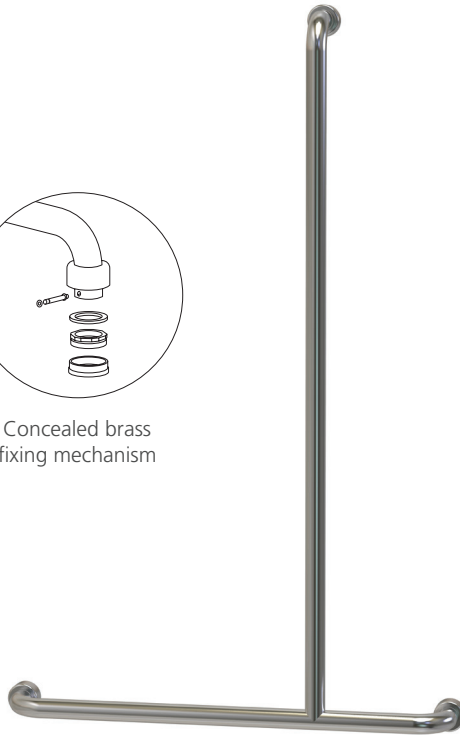
Inverted T Shower Rail (Right Hand)



All dimensions in mm



Concealed brass fixing mechanism



Compatible Product (sold separately).

Rome Chrome Care Shower Kit RO111C-CR

Specifications /

Rail size	Diameter 32mm grip and shower rail
Application	Domestic and commercial care
Options	Left hand version also available Compatible with Rome Care Shower Kit (RO111C-CR)
Fixing	Brass base and connector with secure flange pin and cover to conceal wall fixings.
Installation	Can be installed to comply with AS 1428.1 (load rating > 1100 N)
Materials	Satin stainless steel 304 (1.2mm thick railing tube)
Weight	2.4kg
Parts list	Grab rail, flange covers and fixings
Commercial warranty	15 years replacement parts and 1 year labour (refer to oliveri.com.au)
Maintenance and care instructions	All surfaces should be cleaned with mild liquid detergent or soap and water. Do not use cream cleaners or citrus based cleaning products, as they are abrasive. Use of unsuitable cleaning agents may damage the surface. Any damage caused in this way will not be covered by warranty.

