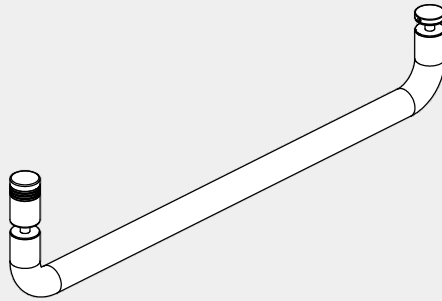


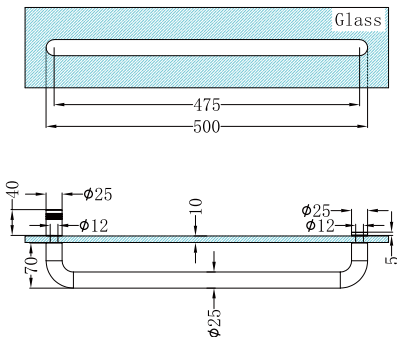
# Towel Bar 500mm

# Nero



Versions:202401







## Drawing



## Specifications

1. Suitable for 10mm glass.
2. Manufactured from high quality brass.

## Finish & SKU

- |   |  |  |
|---|--|--|
|  Chrome<br>NRSH303aCH      |  Gun Metal<br>NRSH303aGM    |  Brushed Bronze<br>NRSH303aBZ |
|  Matte Black<br>NRSH303aMB |  Brushed Gold<br>NRSH303aBG |  Brushed Nickel<br>NRSH303aBN |

\*Dimensions are nominal measurements only.

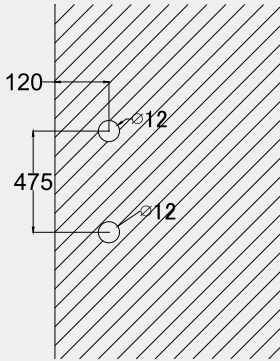
## INSTALLATION STEPS

Step 1: Cut out of the glass hole as below shadow part.

Step 2: Use hand loosed the screws.

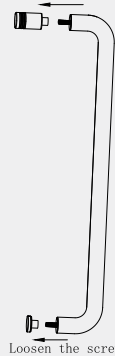
Step 3: Put one part into cut out of glass hole, lock the screws.

Cut out of glass hole



step 1

Loosen the screw



step 2

Glass



step 3

## MAINTENANCE AND CARE

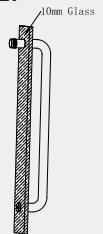
All surfaces should be cleaned with mild liquid detergent or soap and water.

Do not use cream cleaners or citrus based cleaning products, as they are abrasive.

Use of unsuitable cleaning agents may damage the surface.

Any damage caused in this way will not be covered by warranty.

### NOTE:



Only use for 10mm glass

# Nero

info@nerotapware.com.au  
nerotapware.com.au  
www.nerotapware.com.au

11-13 Buontempo Road  
Carrum Downs Vic 3201

10 YEARS WARRANTY  
**10**  
10 YEARS WARRANTY