

Acrylic Baths




CHECK GOODS THOROUGHLY BEFORE INSTALLATION

Installation of received goods that are damaged, warped or faulty will void warranty. Ensure all items meet your plumbing requirements.

IMPORTANT:

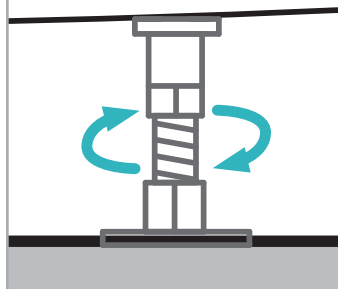
If this pipe is supplied with your bath, please dispose and do not use.

This pipe is for European and American markets only, and is not suitable for Australian plumbing.

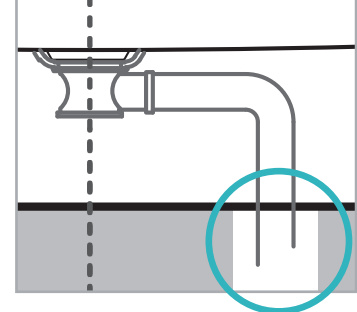


We strongly recommend that the bath is installed in an area away from direct sunlight. Prolonged long-term exposure may lead to cracking or discolouration.

1. Adjust the feet until the bath is level



2. Place the bath waste into the floor drainage



Warranties

Domestic Warranty Periods: Applies to domestic uses and applications of Fienza® products, such as private residential dwellings and retirement villages.

Commercial Warranty Periods: Applies to commercial uses and applications of Fienza® products, including, but not limited to: restaurants; hotels; hospitals and healthcare facilities; public amenities; and commercial premises.

Range / Component	Residential	Commercial
Acrylic Gloss White (Shell Only)	10 years replacement product, 1 year labour	10 years replacement product, 1 year labour
Acrylic Matte White (Shell Only)	1 year replacement product, 1 year labour	1 year replacement product, 1 year labour
Acrylic Bath Frames & Legs	5 years replacement parts, 1 year labour	5 years replacement parts, 1 year labour

Note: Does not include labour. Baths are intended for indoor use only. If the bath is installed outdoors the warranty will be voided.

Cleaning & Care

To preserve the surface of your acrylic bath, clean weekly with a soft cloth and warm soapy water. Do not use cream cleaners, powders, pastes, thinners, window cleaning sprays or dry-cleaning liquid. For stubborn spots, use baking soda on a sponge and rub gently in a circular motion. Essential Oils – Before adding coloured essential oils to your bath, test the oil on an inconspicuous area to ensure that the bath won't stain. When using oils, always add to a full bath of water.

Warranty Conditions

- Installation has been carried out by a licensed tradesperson in accordance with all applicable Building, Plumbing and Electrical codes, and Federal, State, or Local Government Regulations in accordance with AS/NZS 3500 Plumbing & Drainage, AS/NZS 6400 Water Efficient Products, and AS/NZS 3000 Electrical standards for any installations to which these standards apply.
- All maintenance and adjustments to the product after the installation have been carried out by a licensed tradesperson.
- All care and cleaning instructions have been adhered to as prescribed.
- All goods of substandard quality manufacture (excluding imperfections permitted within AS1976 - Vitreous China used in Sanitary Applications) will be credited or replaced by Fienza when advised within the warranty period, subject to prior inspection and agreement.
- Proof of purchase is required for warranty claims.

Warranty Limitations

To the extent permitted under the Trade Practices Act and other relevant legislation, Fienza's liability is limited to: the cost of replacing the goods; or, the cost of obtaining equivalent goods; or, the cost of having the goods repaired. Fienza is not responsible for any lack of operation or performance of goods (or any loss or damage) where goods are used or adapted for use with other goods not supplied by Fienza. It is the responsibility of the customer and installer before installation to ensure that all components are correct and free of obvious visible faults. Fienza is not responsible for the labour and rectification costs incurred in this circumstance.

Conditions for On-Site Warranty Service Calls

Fienza will charge a service fee for each visit to an installation by its technician where it is determined that the fault is due to poorly executed or unlicensed installation work or where the product is not a genuine Fienza product or where the product is outside the warranty period. This may be paid in advance by credit card over the phone to a Fienza technician attending the site and will be refunded if the Fienza product is found to be at fault.

Australian Consumer Law

Our goods come with guarantees that cannot be excluded under the Australian Consumer Law. You are entitled to a replacement or refund for a major failure and compensation for any other reasonably foreseeable loss or damage. You are also entitled to have the goods repaired or replaced if the goods fail to be of acceptable quality and the failure does not amount to a major failure.

For warranty support, please contact Fienza
 15 Walter Crescent, Lawnton QLD 4501
 P 07 3490 6700 F 07 3490 6719 E help@fienza.com.au ABN 76 136 411 311

PLEASE LEAVE THIS GUIDE WITH THE OWNER

All installations should be carried out by a qualified tradesman in compliance with the National Plumbing & Drainage Code and any State or Local Authority Regulations, in accordance with AS/NZS 3500 series of standards and AS/NZA 6400. All measurements are in millimetres and are subject to change without notice. For ceramic products, please allow +/- 10 mm tolerance for manufacturing variance. Please refer to fienza.com.au for the latest product specification.