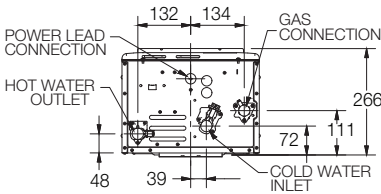
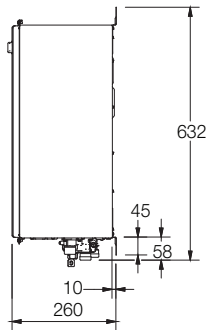
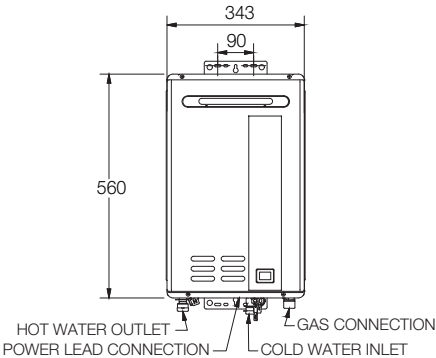


Features & Benefits



- 28 L/min continuous hot water delivery @ 25°C rise
- Minimum operating flow of 1.5 L/min
- 50°C models available (876B28), requiring no tempering valve³
- Digital display for easy fault diagnosis
- Rheem Q Factor™ - technology ensures rapid, stable hot water every time.
- Natural gas & Propane models
- 15 year heat exchanger warranty¹



MODEL	876B28 874B28
Min. Operating Flow rate (L/min)	1.5
Nom. Gas Consumption (MJ/hr)	205
Max Water Supply Pressure (kPa)	1000
Min Water Supply Pressure (kPa)	120
Water Connections	R 3/4
Gas Connection	R 3/4
Approx. Weight (Empty) kg	27



Tap QR code for
installation
instructions

