

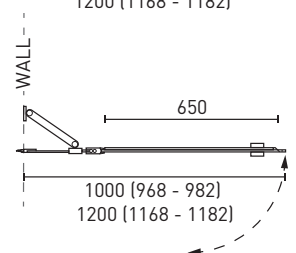
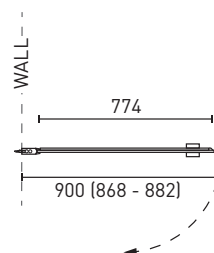
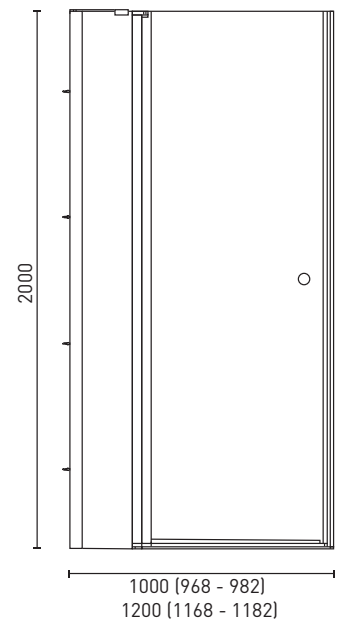
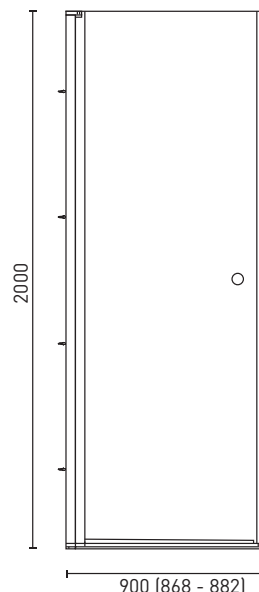

Fitzroy Alcove Shower Screen

Product Code (900mm): **FISSAL900C**
 Product Code (1000mm): **FISSAL1000C**
 Product Code (1200mm): **FISSAL1200C**



The Fitzroy alcove shower screen is available in three sizes & is designed to fit an alcove or shower recess installation. This east-to-install minimal alcove screen features a reversible pivot door (left or right entry), a soft magnetic closing system, round door handle & concealed stainless steel fittings.

- AS/NZ Standard 1288:2006
- Easy install gasket wall system
- *Adjustable wall channels (14mm)
- Wall support brace (N/A 882mm)
- Installation can be left or right hand
- Right or left hand door entry
- Soft magnetic door closing system
- Anti-fungal & UV resistant seals
- Dripless door strips
- EZI clean glass coating
- Fully concealed fixtures
- Corrosion resistant hinges & fixings



PRODUCT SPECIFICATIONS

Material: Aluminium / Chrome / Clear 6mm toughened safety glass

Width: 900 (868 - 882)* / 1000 (968 - 982)* / 1200 (1168 - 1182)*

Height: 2000mm

Net Weight: 31kgs / 33kgs / 38kgs

Warranty: 5 years* (refer to decina.com.au)

OPTIONAL ACCESSORIES

- ☑ Luna acrylic shower base (rear waste)
SB900R3T / SB1000R3T SB1200R3T
- ☑ Luna acrylic shower base (centre waste)
SB900C3T / SB1000C3T
- ☑ Prelude acrylic shower base (rear waste)
SHC0911R4 / SHC1101R4 SHC1201R4
- ☑ Prelude acrylic shower base (centre waste)
SHC0911C4 / SHC1101LPC4

DECINA
 DISCOVER INDULGENCE

DECINA.COM.AU 1300 DECINA



*Warranty T&Cs apply, visit decina.com.au Decina reserves the right to change specifications without notice. Due to manufacturing tolerances dimensions may vary +/- 5mm. We recommend installation does not start until after delivery. Please confirm all particulars prior to purchase, call 1300 DECINA or visit decina.com.au