

Manhattan Alcove Shower Screen

Product Code [right handle shower screen]: **MASSAL1200R**
 Product Code [left handle shower screen]: **MASSAL1200L**
 Product Code [return panel]: **MASSRP900**



The Manhattan's versatile, industrial style can be installed as a stand alone pivot door or matched with a return panel to create a complete shower enclosure.

- Made to AS 1288:2006
- Right or left hand door entry
- Soft magnetic door closing system
- Anti-fungal & UV resistant seals
- EZI clean glass [internal only] prevents the build-up of soap scum.
- Drip-less door strips
- Wall channel fixing method
- Concealed stainless steel hinges, fixings & seals
- Matte black panels on the exterior of the glass screen

PRODUCT SPECIFICATIONS

Material: Matte black aluminium
 Clear 8mm toughened safety glass

Length: 1200mm (1185 - 1215) Adjustable wall channel (15mm)

Width: 900mm [Adjustable wall bracket can be cut down to desired size]

Height: 2100mm

Net Weight: 57kgs (alcove screen) / 96kgs (alcove screen & return panel)

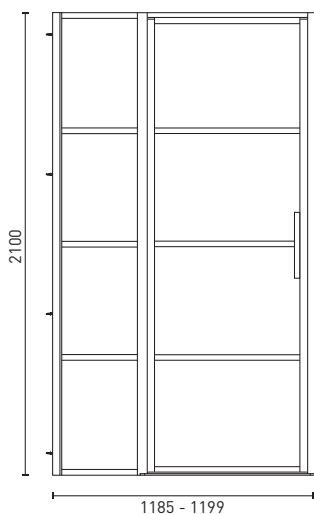
Warranty: 5 years* (refer to decina.com.au)



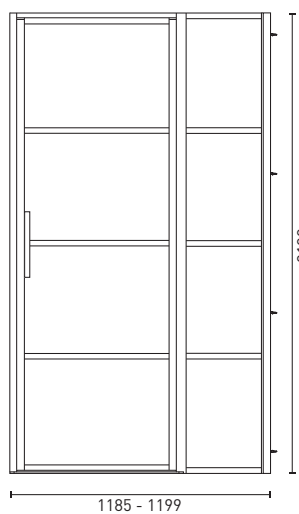
OPTIONAL ACCESSORIES

Prelude acrylic shower base (rear waste) **R4SB1200R3T**

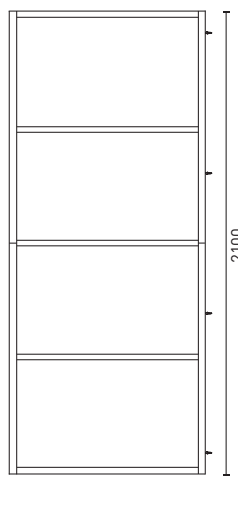
MASSAL1200R Alcove Shower Screen (right handle)



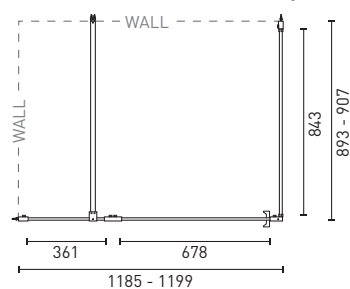
MASSAL1200L Alcove Shower Screen (left handle)



MASSRP900 Return Panel



MASSAL1200R Alcove Shower Screen (right handle)



MASSAL1200L Alcove Shower Screen (left handle)

