







BIANCA SINGLE TOWEL RAIL 600MM



SPECIFICATION

PRODUCT CODE 9024

FINISH

	NR9024CH	chrome
	NR9024MB	matte black
	NR9024GM	gun metal
	NR9024BN	brushed nickel
	NR9024BG	brushed gold
	NR9024BRG	brushed rose gold

MAINTENANCE AND CARE

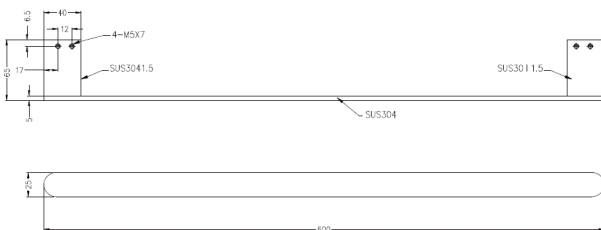
All surfaces should be cleaned with mild liquid detergent or soap and water.

Do not use cream cleaners or citrus based cleaning products, as they are abrasive.

Use of unsuitable cleaning agents may damage the surface. Any damage caused in this way will not be covered by warranty

PACKAGING INCLUDES

- 1x single rail towel 600mm
- 1x installation kit



Dimensions are nominal measurements only.



Versions: 2019.12

www.nerotapware.com.au


INSTALL INSTRUCTION



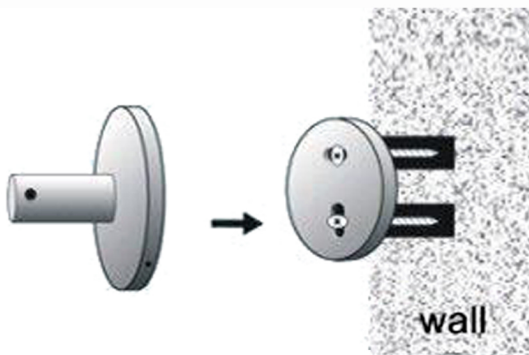
1. Put the fixing blocks (piece) over on the right place on the wall , and stay level, use marking pen through the holes of fixing block to mark out fixing spots on the wall. Then drill holes by electric hand drill with 6mm drilling bit on the spots.



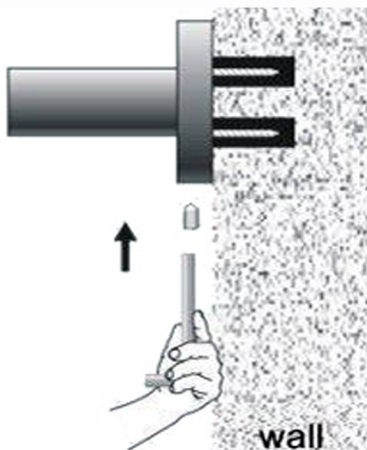
2. Put the expansion plugs into the wall by hammer.



3. Put fixing block cover on the holes and fix firmly by expansion screws.



4. Put the base of bathroom accessory cover on the fixing blocks.



5. Screw grub screws into the base, make it against to the fixing block tight and firm.