


Nero

FREE STANDING BATH MIXER

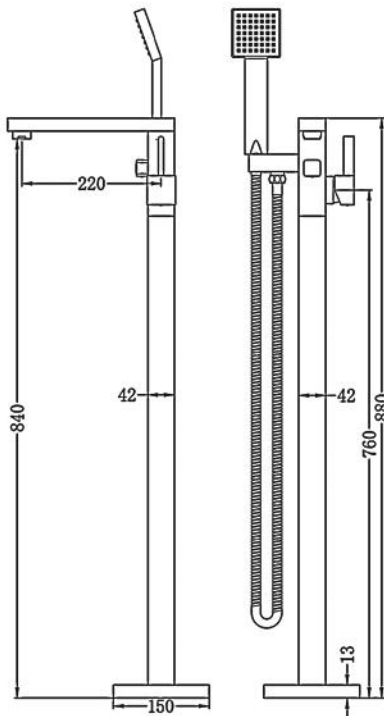


SPECIFICATION

PRODUCT CODE	YSW3107-03A
WELS RATING	3 STAR 8.5L/MIN
WATERMARK LICENSE	WM-060073
TEMPERATURE RATING	MIN 1°C-MAX 75°C
PRESSURE RATING	MIN 150KPa-MAX 500KPa

FINISH

	NR310703aCH	chrome
	NR310703aMB	matte black



Dimensions are nominal measurements only.

MAINTENANCE AND CARE

All surfaces should be cleaned with mild liquid detergent or soap and water.

Do not use cream cleaners or citrus based cleaning products, as they are abrasive.

Use of unsuitable cleaning agents may damage the surface. Any damage caused in this way will not be covered by warranty.

PACKAGING INCLUDES

- 1x mixer body
- 1x handshower
- 1x shower hose
- 1x straight tube
- 1x escutcheon
- 2x flexible hose
- 1x triangle bracket
- 3x expansion screw
- 1x gloves
- 1x manual
- 1x allen key



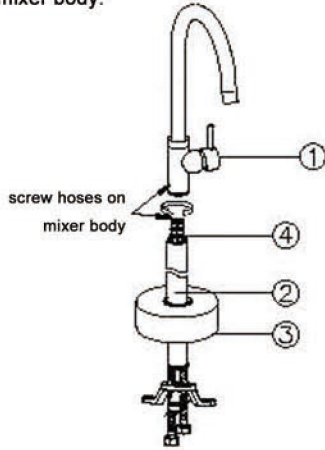
Versions: 2019.12

www.nerotapware.com.au

Nero

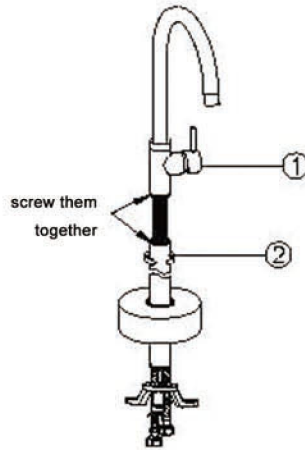
INSTALL INSTRUCTION

Take the flexible hose through the triangle bracket, the escutcheon and the straight tube, then screw the flexible hose on to the mixer body.



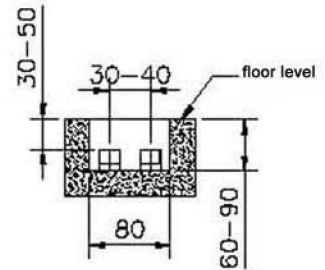
1

Screw the straight tube on to mixer body as the picture.



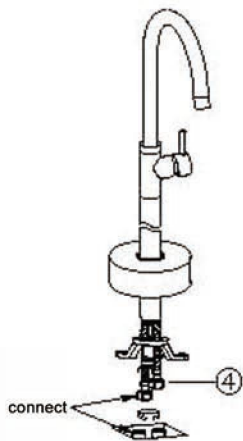
2

Do construction for the outlet under the floor level according to the the picture.



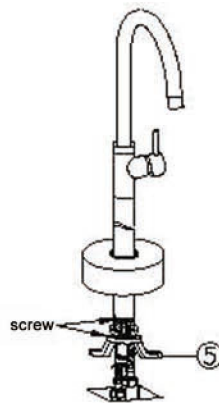
3

Connect the flexible hoses to the outlets.



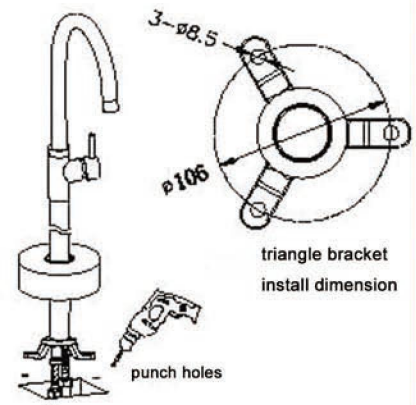
4

Screw the triangle bracket onto the bottom of the straight tube.



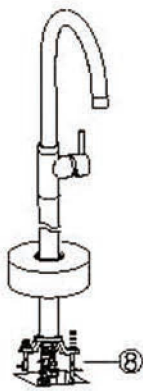
5

Punch holes for the triangle bracket as the picture.



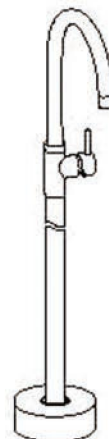
6

Fix the triangle bracket by expansion screws.



7

Finish



8