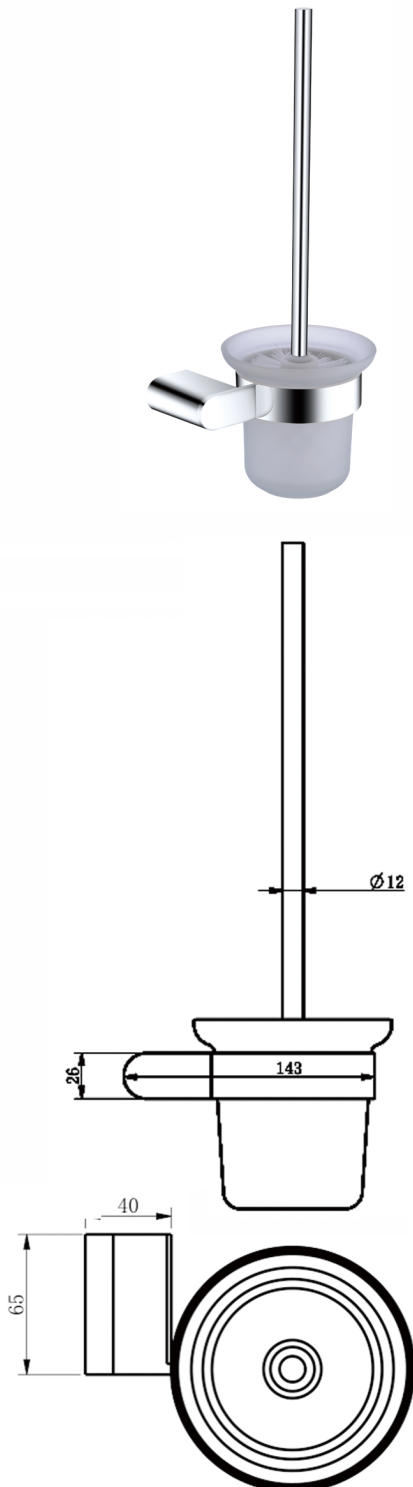


BIANCA SOAP DISH HOLDER








Dimensions are nominal measurements only.

SPECIFICATION

PRODUCT CODE 9088

FINISH

	NR9088CH	chrome
	NR9088MB	matte black
	NR9088GM	gun metal
	NR9088BN	brushed nickel
	NR9088BG	brushed gold

MAINTENANCE AND CARE

All surfaces should be cleaned with mild liquid detergent or soap and water.

Do not use cream cleaners or citrus based cleaning products, as they are abrasive.


Use of unsuitable cleaning agents may damage the surface. Any damage caused in this way will not be covered by warranty.

PACKAGING INCLUDES

- 1x toilet brush holder
- 1x brush
- 1x glass cup
- 1x installation kit




INSTALL INSTRUCTION



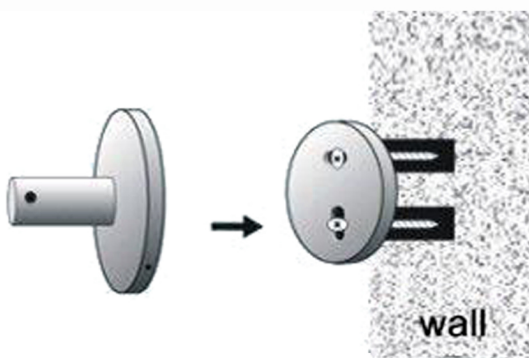
1. Put the fixing blocks (piece) over on the right place on the wall , and stay level, use marking pen through the holes of fixing block to mark out fixing spots on the wall. Then drill holes by electric hand drill with 6mm drilling bit on the spots.



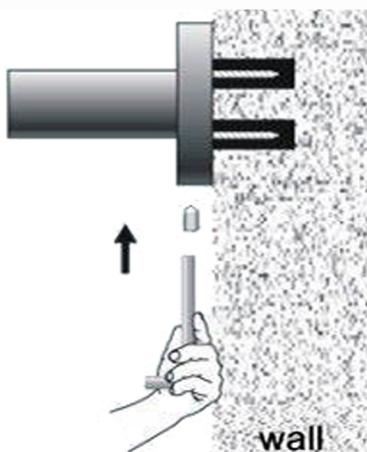
2. Put the expansion plugs into the wall by hammer.



3. Put fixing block cover on the holes and fix firmly by expansion screws.



4. Put the base of bathroom accessory cover on the fixing blocks.



5. Screw grub screws into the base, make it against to the fixing block tight and firm.